





2021 CCCD Fall Bulbs Sale Fundraiser– Color Sheet

<p>Crocus Species, Tri Color Hardy, easy to grow in well-drained soil in full sun to part shade. <i>Blooms March/April.</i></p> <p>  Height: 3-4” Zone: 3-9</p>		<p>Dwarf Iris, Rock Garden Mix Fragrant creamy white bells with standard wide leaves. Great as ground cover in moist shady spots. <i>Blooms early April.</i></p> <p> • Height 4-6” Zones: 5-9</p>	
	<p>Crocus, Large Flowering Mix Crocus are easy to grow in well-drained soil in full sun to part shade. <i>Blooms early spring.</i></p> <p>  Height: 4-6” Zone: 3-9</p>		<p>Hyacinth, Miss Saigon Fragrant deep purple florets surrounded by green sword-like leaves. <i>Blooms April.</i></p> <p> • Height: 10-12” Zone: 2-10</p>
<p>Hyacinth, Pink Pearl Fragrant, fuchsia-pink florets with sword-like green leaves. <i>Blooms April.</i></p> <p> • Height: 10-12” Zone: 2-10</p>		<p>Muscari, Grape Hyacinth Fragrant, densely packed, electric cobalt-blue florets grow in well-drained soil with full sun to part shade. <i>Blooms April/May.</i></p> <p> • Height: 6-8” Zone: 3-9</p>	
<p>Muscari, Delft Blue Mix Fragrant, densely pack, mixed shades of blue florets grow in well-drained soil, full sun to part shade. <i>Blooms April/May.</i></p> <p> • Height: 6-8” Zone: 3-9</p>		<p>Fritillaria, Michailovskyi Heirloom plant has up to 5 reddish-purple blooms with yellow exterior edge and yellow interior. <i>Blooms April/May.</i></p> <p> • Height: 8” Zone: 4-8</p>	
<p>Chionodoxa, Blue Giant Vivid blue flowers with prominent white centers with dark, sparse leaves. <i>Blooms April</i></p> <p> Height: 4-8” Zone: 3-8</p>		<p>Daffodil, Dutch Master Strong yellow color bloom with pronounced ‘trumpet’ one large flower per stem. <i>Blooms April.</i></p> <p>  Height: 14-16” Zone: 2-10</p>	
<p>Daffodil, Mount Hood Heirloom with 4” white flower opens with yellow trumpet that turns white. <i>Blooms April.</i></p> <p>  Height: 14-16” Zone: 2-10</p>		<p>Narcissus, Pink Charm 3 inch ivory-white petals, large trumpet cup has ivory base, pale apricot midway, and deep coral at cup rim. <i>Blooms April.</i></p> <p>  Height: 14-16” Zone: 2-10</p>	
<p>Narcissus, Jettfire 3” golden-yellow curved petals with deep orange corona (center cup). Bulb may grow more than one stem <i>Blooms April.</i></p> <p>  Height: 8-12” Zone: 2-10</p>		<p>Narcissus, White Lion 3 inch fragrant, petals open pale yellow, matures to cream-white, develops frilled double center with short yellow petals <i>Blooms April/May.</i></p> <p>  Height: 14-16” Zone: 2-10</p>	
<p>Narcissus, Tahiti 4 inch soft yellow petals and a double cup with frilled short orange petals. Plant in well-drained soil, full or part sun. <i>Blooms April/May.</i></p> <p>  Height: 14-16” Zone: 2-10</p>		<p>Tulip, Red Emperor Heirloom tulip. Petals are fire red with yellow base. Plant in well-drained soil, full or part sun. <i>Blooms Mid-April.</i></p> <p> Height: 14-16” Zone: 2-8</p>	
<p>Tulip, Yellow Impression Intensely yellow petals make this an iconic bloom. Plant in well-drained soil, full or part sun. <i>Blooms Mid-April.</i></p> <p> Height: 20-22” Zone: 2-8</p>		<p>Tulip, Apeldoorn’s Elite Crimson petals with yellow contrasting edges. Plant in well-drained soil, full or part sun. <i>Blooms Mid-April.</i></p> <p> Height: 20-22” Zone: 2-8</p>	
<p>Tulip, Foxtrot Fragrant double tulip with lightly ruffled pink-white rose petals. <i>Blooms early summer to late fall.</i></p> <p> Height: 18-20” Zone: 2-8</p>		<p>Tulip, Hakuun Bloom opens and stays blizzard-white; unusual for tulips. <i>Blooms April/May.</i></p> <p> Height: 20-24” Zones: 2-8</p>	

2021 CCCD Fall Bulbs Sale Fundraiser– Color Sheet


	<p>Tulip, Orange Juice Solid orange bloom. Move over Tropicana, we've got the only orange juice you need. <i>Blooms April/May.</i> 🐝 Height: 16-20" Zone: 2-8</p>		<p>Tulip, Paul Scherer Purple-black flower, ivory interior base, covered with lilac veil. <i>Blooms April/May.</i> 🐝 Height: 18" Zone: 3-7</p>
--	--	---	---

<p>Tulip, Whispering Dream Huge elegant bloom opens creamy-white with pale pink top; matures to dark fuchsia-pink with white base. <i>Blooms May.</i> 🐝 Height: 26" Zone: 3-7</p>		<p>Tulip, Antoinette Multiple blooms per stem, opens pale yellow, white & green, then yellow with raspberry, and finally salmon-orange on a gold-yellow base, foliage slightly variegated. <i>Blooms May.</i> 🐝 Height: 16" Zone: 3-8</p>	
--	---	--	---

	<p>Tulip, Green Wave Parrot variety of tulip with pale mauve-pink with green flames and white base. <i>Blooms May.</i> 🐝 Height: 20" Zone: 4-7</p>		<p>Scilla, Meadow Squill Good naturalizer. Pyramidal shaped composite blooms of lavender to royal blue. Prefers part shade and dappled sunlight. <i>Blooms May/June.</i> Height: 6" Zones: 4-8 🐝 🚫</p>
--	---	---	---

<p>Allium, Globemaster Aster colored globes up to 10" wide on sturdy stems. <i>Blooms May/June.</i> 🐝 Height: 36-40" Zone: 5-10 🚫</p>		<p>Garlic, Chesnok Red Hardneck variety. Organic bulbs produce 8-12 cloves each. Renowned for exceptional flavor when cooked or roasted. <i>Harvest in July.</i> 🚫 🐝 Height 12-18" Zone: 3-8</p>	
--	---	---	---

<p><u>Planting Tips</u> <i>Daffodil and Narcissus:</i> Daffodil and Narcissus bulbs will not survive in wet soils, especially during the winter. Avoid low-lying areas where water gathers or where the snow is late to melt in spring. Plant bulbs in light soil at a depth 3 times their height. If your soil is heavy, plant less deeply and making up the difference with a layer of mulch on top.</p>	<p><i>Tulips:</i> Soil preparation is key. They prefer neutral to slightly acid soils (pH 6 to 7). Plant in loose, well-draining soil. Prefer full sun or part shade; some varieties show well when grown in full sun but the blooms do not last as long. Plant the bulbs, root side down, 5-7" deep and 4-5" apart. Water well once and wait for spring.</p>
---	---

<p><i>Crocus:</i> Plant in well-drained soil in a partial to full sun location to a depth of three inches deep and 2-3 inches apart.</p> <p><i>Iris:</i> Plant 4" deep and 4-5" apart.</p> <p><i>Camassia and Scilla:</i> Plant 5" deep and 5" apart.</p> <p><i>Garlic:</i> Plant cloves in fertile, well-drained soil 6" apart in full sun. Push clove, root end (rounded end) down, 2 - 3" into soil, cover with 3 - 4" of mulch from grass clippings, straw, or leaves.</p>	<p>Coos County Conservation District Coffee Cup</p> 
--	--

<p>Make checks payable to CCCD.</p> <p>Send order form and payment to: Coos County Conservation District 4 Mayberry Lane, Lancaster, NH 03584</p> <p>Other contact information: Phone: (603) 503-9014 Email: da.cccd@gmail.com</p>	<p>NO REFUNDS FOR ORDERS CANCELLED AFTER 9/10/21</p> <p>Pick Up: Sat, October 23rd, 2-4 pm @ the CCCD Office, 4 Mayberry Lane, Lancaster Sun, October 24rd, 10-Noon @ the District Managers Home, Milan</p>
---	---